

Watching a Space (Email Subscriptions)

Subscribing to email notifications is a great way to stay current with new or updated content on your wiki. You will receive an email each time new content is added or existing content is changed.

You can be notified for either [Pages](#) or [Blogposts](#)

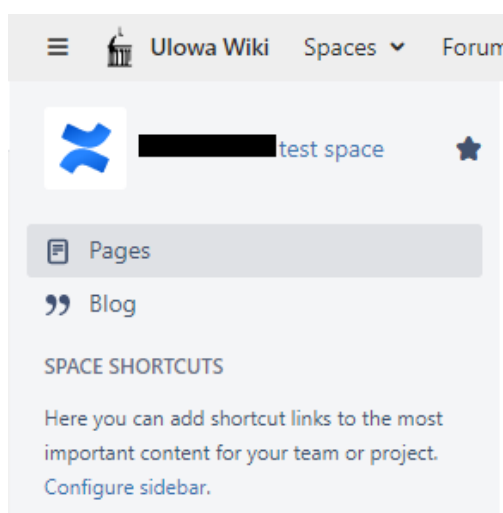
Other Information

[View all your subscriptions](#)

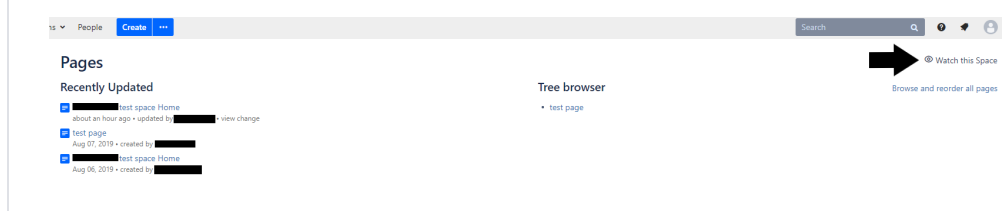
[Manage your email settings](#)

Pages

1. Click on the **Pages** link in the left-hand navigation column.

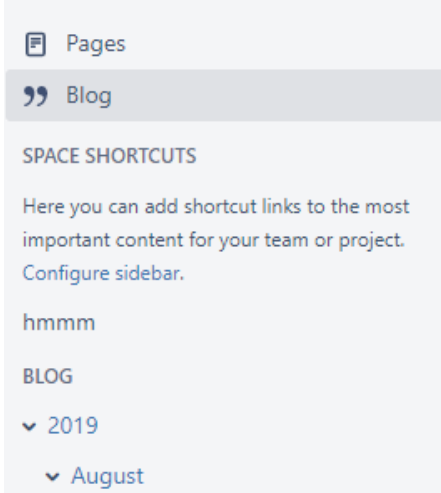


2. Select **Watch this Space** on the right-hand side



Blogposts

1. To receive notifications for all blog posts, select **Blog** from the left-hand sidebar (Note: this may or may not be available in all spaces)

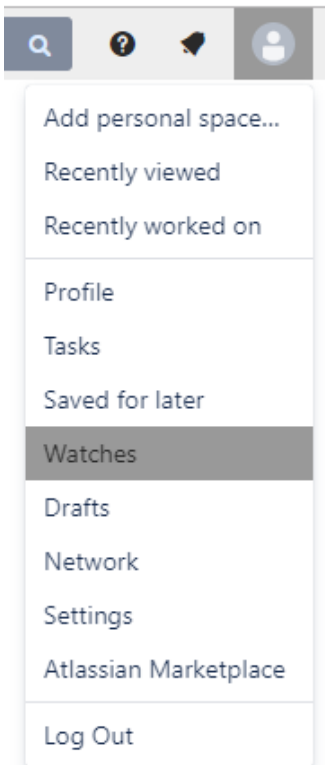


2. Select **Watch this Blog** from the right-hand side

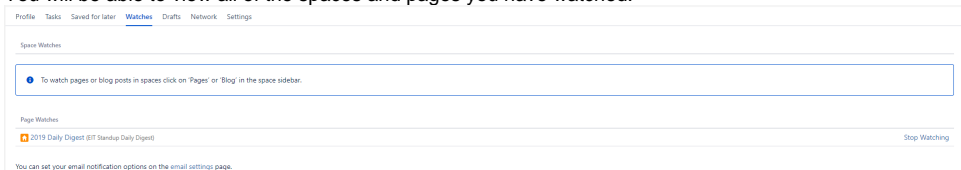


View Your Subscriptions ('Watches')

1. Open your personal settings menu and select **Watches** (also available at: <https://wiki.uiowa.edu/users/viewnotifications.action>)

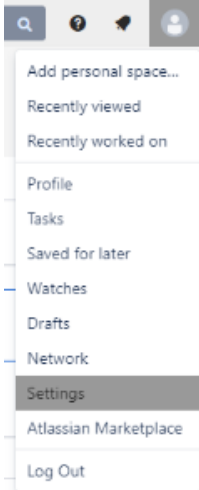


2. You will be able to view all of the spaces and pages you have watched:




Adjust your email settings

1. To adjust your email settings, open your personal menu and select **Settings**



2. Click the **Email** button on the left-hand column and then select **Edit** (at the bottom) to make changes to your email preferences.
3. Once your changes are complete, select 'Submit'

 Unknown macro: 'rate'

[Return to the Help Homepage](#) | [Contact the ITS Help Desk](#)