



Requesting a Wiki Space

If you are requesting a wiki space for a course, please see our documentation on the wiki and the [ICON integration](#). If you are requesting a wiki space for another reason, please follow the directions below:

1. A wiki space is available for any university-sponsored organization, department, team, or event. To request a wiki space, visit the [wiki homepage](#) ([wiki.uiowa.edu](#))
2. On the wiki home page, click on the [application form](#) link.

People **Create**

Dashboard  

Home

Created by Pinette, Jack C, last modified by ITS Wiki Administrator on Sep 14, 2017


Welcome to the University of Iowa Wiki service!

If you are participating in a private wiki, you may need to log in with your HawkID to view or edit pages.

Wiki spaces are available for course instruction as well as departmental or organizational uses.

- To obtain a non course-related Wiki space, please fill out and submit the [application form](#).
- To obtain a course-related Wiki space, see the Wiki creation tool within the [course management system](#).
- To create a new wiki space by cloning an existing space, fill out the [copy space form](#).

3. Please fill in all fields on the application form. The form will be sent to the ITS Help Desk and you will be contacted shortly regarding your request

[Dashboard](#) 

Wiki Space Request Application

Created by Werth, Jonathan F, last modified by ITS Wiki Administrator on Apr 14, 2017

✔ To obtain a non-course-related wiki, please fill out and submit the application.
If you would like to clone an existing wiki space, please submit the [Wiki Copy Application](#).

First Name:

Last Name:

HawkID:

Email:

Current Status

- Faculty
- Lecturer
- Staff
- Graduate Student
- Undergraduate Student

Department

Wiki Title:

Wiki Spacekey:

ex. <https://wiki.uiowa.edu/display/{Spacekey}>

Purpose