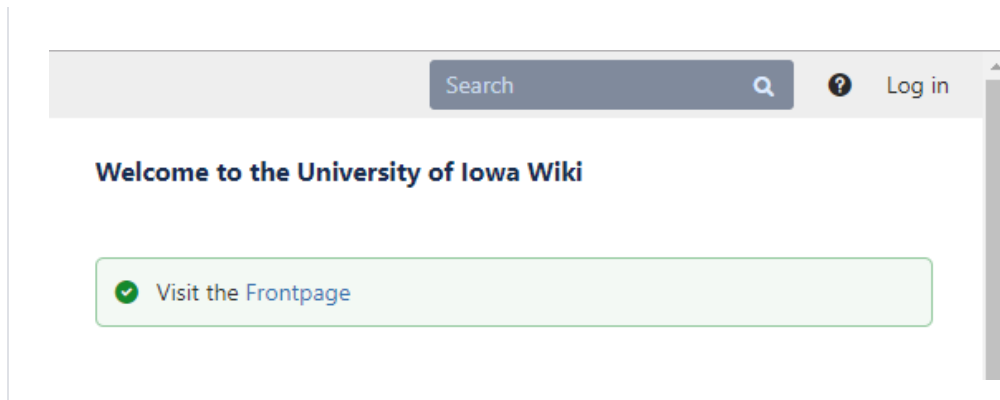
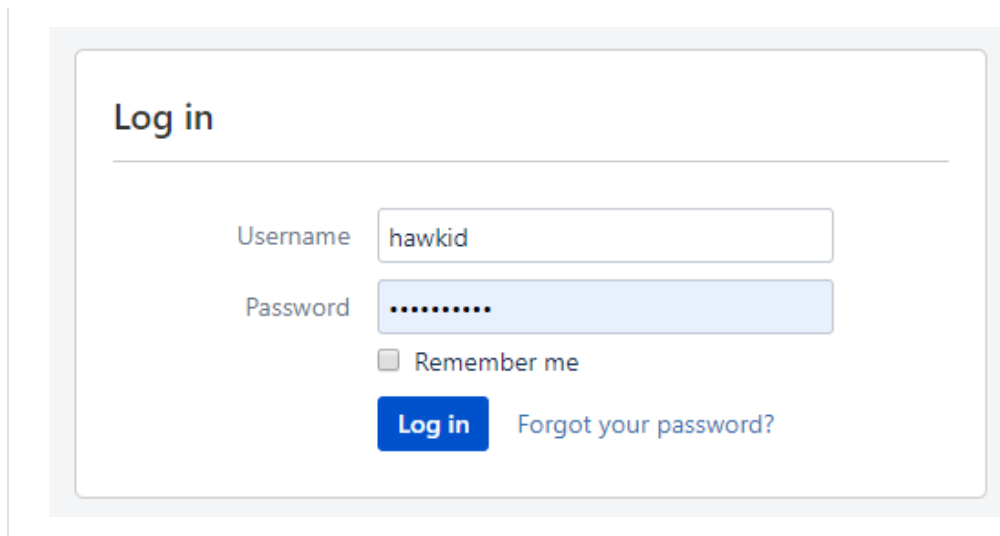


Logging In

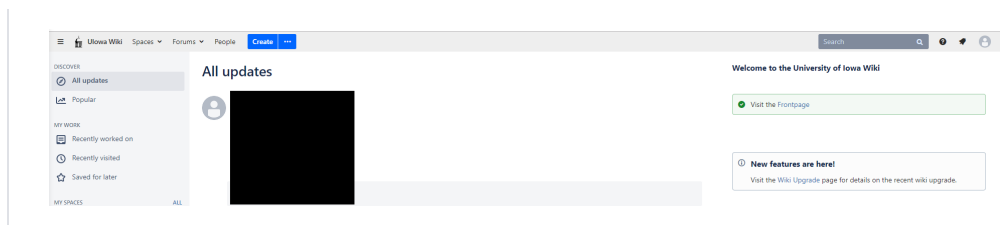
1. Open your internet browser and navigate to <https://wiki.uiowa.edu>
2. Select "Log In" in the upper right hand of the page (to the right of the search bar)



3. Enter your HawkID and password



4. You will be redirected to the Wiki dashboard which defaults to the All Updates list. You can navigate through your own Wiki spaces, spaces you've worked on, spaces you've saved for later, and popular spaces via the column on the left. Notice that the "Log In" link (upper right) is no longer available.



Direct Link

If you click on a direct link to a non-public page, you will be asked to log in first and will then be redirected to your requested page.